

2008 Citizens Survey on Economic Development

Sponsored by:



Tomlinson & Associates
Political Consulting and Lobbying

Third-Annual Citizens' Poll on Economic Development

Economic Development Council of Colorado

Polling Results Economic Questions

September 2008

Research Design

- Conducted by: Ciruli Associates
- Sponsored by: Economic Development Council of Colorado
- Sample: 501 likely voters in State of Colorado
- Margin of Error: ± 4.4 percentage points
- Date in Field: Sept. 19-23, 2008

Third-Annual Citizens Poll
Economic Development Council of Colorado
September 2008

Colorado Voters

Economic Development Survey

Direction

Let me ask you a few questions about how you believe things are going in Colorado.

- 1. Generally, would you say things in Colorado are going in the right direction, or do you feel things here have gotten pretty seriously off on the wrong track?

	<u>2008</u>	<u>2007</u>	<u>2006</u>
Right direction.....	48%	63%	51%
Wrong track.....	35	27	34
Don't know/refused	17	10	15

- 2. Thinking about your local area, would you say things are going in the right direction, or do you feel things have gotten pretty seriously off on the wrong track?

	<u>2008</u>	<u>2007</u>	<u>2006</u>
Right direction.....	59%	66%	60%
Wrong track.....	28	28	29
Don't know/refused	13	6	12

Main Issue for State

3. What is the top issue you want the governor and state legislature to address? [*Multiple answers*]

Economy (economic slowdown/unemployment/need jobs).....	29%
Gas and oil issues (economy, jobs, drilling, environment).....	10
Health care price/accessibility/uninsured	9
Illegal immigration	7
Education/money (more money, better pay, more teachers/smaller class size).....	7
Education reform (more choice/higher standards/test/too expensive).....	6
Tax burdens.....	5
Renewable energy (solar, wind, biofuels)	4
Transportation (congestion/traffic/roads).....	4
War in Iraq.....	3
Environment (general)	3
Growth (sprawl/development/too many people/crowding).....	2
Mortgage/housing crisis.....	2
Energy prices.....	2
State budget	2
Abortion.....	1
Affordable housing.....	1
Cost of energy (electric/natural gas/gasoline).....	1
Senior issues.....	1
Water shortage/supply	1
Lack of moral/political leadership	1
Same-sex marriage/civil union	0.2
Crime/gangs/violence	0.4
Eminent domain	0.4
Parks/recreation/open space	0.4
Other	8
Don't know/refused.....	1

Top Issues
2006, 2007, 2008

<u>2008</u>	<u>2007</u>	<u>2006</u>
Economy.....29%	Immigration..... 26%	Immigration
Gas and oil issue.....10	Health care	28%
Health care..... 9	Education (K-12)	20
Education (K-12)	Transportation..... 7	Economy.....11
		Health care..... 8

Illegal immigration 7 Economy 6 Transportation 6

Ciruli Associates, N501, 2008

Direction of Economy

Let me turn to the economy. [*Rotated*]

		<u>Getting Better</u>	<u>Getting Worse</u>	<u>Staying the Same</u>	<u>Don't Know</u>
4.	Considering the local economy over the next year, do you think your area's economy will be getting better, getting worse or staying the same				
	Local 2008	22%	30%	40%	8%
	Local 2007	22	29	47	2
	Local 2006	29	25	44	3
5.	How about the state economy over the next year, do you think the state economy will be getting better, getting worse or staying the same				
	State 2008	20%	38%	32%	9%
	State 2007	20	29	47	4

6. Would you say that Colorado is in an economic recession or not? IF YES, ASK: Do you think it is a serious recession or mild recession?

	<u>2008</u>	Summary	
Yes, serious recession.....	22%	<u>Recession</u>	<u>2008</u>
Yes, mild recession.....	30		
No, not in a recession.....	42	Colorado is in a recession	52%
Don't know/refused	6		

Ciruli Associates, N501, 2008

Rate Organizations

As I read the following list of organizations and divisions of government, please tell me your impression of each one as either very favorable, somewhat favorable, somewhat unfavorable or very unfavorable. If you aren't familiar with an organization or don't have an opinion, just say so. [*Rotated*]

	Very Favorable	Somewhat Favorable	Somewhat Unfavorable	Very Unfavorable	If No Organization	Don't Know
7. The Colorado State legislature.....	8%	43%	13%	9%	--	27%
8. Your local Chamber of Commerce (if any)	16	38	8	3	4%	32
9. Your local town or city government (if any)	16	47	12	6	2	16
10. Your county government.....	13	51	12	7	--	17
11. Your local economic development organization (if any)	8	21	9	7	8	47

Summary of Government/Organization Rating

Organization	Favorable		Unfavorable		Don't Know	
	2008	2007	2008	2007	2008	2007
County government	64%	63%	19%	21%	17%	16%
Local chamber	54	55	11	13	32	31
Town/city (if any)	53	62	18	22	16	16
State legislature	51	59	22	23	27	18
Economic development agency (if any)	29	35	16	14	47	52

Ciruli Associates, N501, 2008

Economic Competition and Development

12. The State of Colorado has programs to attract and support new businesses and create new primary jobs. Primary jobs are jobs that produce something sold outside the community that brings money into the community. Do you support or not support Colorado's efforts to attract primary jobs?

	2008
Support	90%
Not support.....	4
Don't know/refused	6

13. Let me ask you about how much effort the State of Colorado should put into attracting primary jobs. Do you believe the State economic development programs should be a very high priority, high priority, not very high priority or not a priority at all?

	<u>2008</u>	<u>2007</u>	<u>2006</u>
Very high	20%	18%	19%
High	59	52	57
Not very high.....	14	18	16
Not a priority.....	3	7	4
Don't know/refused	4	5	4

Summary

<u>Priority</u>	<u>2008</u>	<u>2007</u>	<u>2006</u>
High.....	79%	70%	76%
Low.....	17	25	20

Ciruli Associates, N501, 2008

14. In the global marketplace, businesses from overseas, such as Europe and Japan, often expand to America. And, U.S. businesses often move or expand to new places around the country. From your knowledge, how would you rate the job performed by the State of Colorado in competing for those new or expanding businesses? Would you say the State does an excellent, good, fair or poor job?

	<u>2008</u>	<u>2007</u>	<u>2006</u>
Excellent.....	2%	6%	3%
Good.....	22	35	38
Fair	39	40	38
Poor.....	11	10	12
Don't know/refused	27	9	9

Economic Development Policies

The following are some economic development programs that try to attract and support new businesses and create new primary jobs. As I read them, please tell me if you strongly agree with the statement, somewhat agree, somewhat disagree or strongly disagree with the statement. If you don't have an opinion, just say so. [*Rotated*]

Strongly Agree Somewhat Agree Somewhat Disagree Strongly Disagree Don't Know

	<u>Strongly Agree</u>	<u>Somewhat Agree</u>	<u>Somewhat Disagree</u>	<u>Strongly Disagree</u>	<u>Don't Know</u>
15. Some local communities in Colorado have economic development programs to attract and maintain primary jobs. The programs are a good idea	39%	42%	4%	2%	13%
16. The State of Colorado should promote the new energy economy that provides jobs in renewable energy, such as wind and solar power and biofuels.....	77%	17%	3%	1%	2%
17. The governor should travel to foreign countries to sell Colorado products and services and encourage foreign businesses to open facilities in Colorado	25	36	17	13	10

Summary of Economic Development Policies

<u>Program</u>	<u>Agree</u>	<u>Disagree</u>	<u>Don't Know</u>
Local program good idea	81%	6%	13%
Promote new energy economy	94	4	2
Governor foreign economic development	61	30	10

Ciruli Associates, N501, 2008

Business Climate Questions

Next, as I read the following statements, please tell me which statement comes closest to your personal view on the topic and whether it is much closer or only somewhat closer to your personal view.

FOLLOW-UP: And would you say that the statement is much closer to your personal view or only somewhat closer? [*Rotated*]

18. Statement A: Colorado needs to change its laws to make it easier for unions to organize workers. State laws unduly favor business and restrict labor unions.

or

Statement B: State laws concerning labor unions and organizing workers should stay as they are now. Organizing workers into unions does not need to be made easier. There is a good balance between labor unions and business in Colorado.

	<u>Summary</u>	<u>Business Climate</u>	<u>2008</u>
	Tilt to labor		28%
	Keep balance.....		56
6	Don't know.....		16

Much closer to Statement A	15%
Somewhat closer to Statement A	13
Somewhat closer to Statement B	25
Much closer to Statement B	31
Don't know/refused	16

Transportation and Water Questions

19. Thinking about transportation, how would you rate the state's transportation systems – its highways, bridges and transit? Would you say the state's transportation system is excellent, good, fair or poor?

Summary

Excellent	5%	<u>Transportation</u>	<u>2008</u>
Good	39	Excellent/good	44%
Fair	36	Fair/poor	54
Poor	18		
Don't know/refused	2		

Ciruli Associates, N501, 2008

Major repairs and improvements in the state's transportation system will cost several billion dollars, and federal transportation funding has declined, according to a statewide task force studying the issue. As I read options to pay for the repairs and improvements, please tell me if you believe it is a good or bad idea. [*Rotated*]

	<u>Good Idea</u>	<u>Bad Idea</u>	<u>Don't Know</u>
20. Increase the state sales tax by one-half of a percent for 10 years.....	46%	49%	5%
21. Increase the state tax on a gallon of gas by 5 cents	24	74	2
22. Add more tolls on state highways.....	30	64	7
23. Add a \$100 annual fee on auto registration	18	79	4
24. Allow local areas to form their own regional transportation authorities that can raise taxes if local voters approve	53	38	9

Summary of Transportation Funding Strategy

<u>Program</u>	<u>Good Idea</u>	<u>Bad Idea</u>
Local authorities	53%	38%
Sales tax	46	49
Toll road	30	64
Gas tax	24	74
\$100 auto registration	18	79

Ciruli Associates, N501, 2008

One other issue that has been in the news lately concerns the state’s water supply.

25. In most of Colorado’s river basins, all the water has been put to legal use. But it is estimated that approximately 450,000 to 1 million acre-feet a year of the state’s Colorado River water is not legally allocated for use. The surplus Colorado River water flows west out of the state and is used by residents, businesses and farms in California. Do you believe Colorado should keep its share of Colorado River water and use it here or not keep its share of Colorado River water?

Keep share.....	82%
Not keep share.....	11
Other (vol).....	3
Don’t know/refused	4

26. Do you believe the State of Colorado should build additional water storage projects to store runoff water for later use or does it have sufficient storage?

Build storage.....	73%
Sufficient storage.....	13
Don’t know/refused	14

Demographics

The final questions are for background information only. The answers to these questions help us to understand the results.

Your answers to these questions, like all the survey questions, are confidential and used only when combined with all other persons who are interviewed.

27. What was the last grade or degree you completed at school?

Grade 1-11	2%	Summary	
High school graduate	18	<u>Education</u>	<u>2008</u>
Some college/business/vocational school	21	High school or less.....	20%
College graduate	32	Some college	21
Post grad work/professional graduate	24	College.....	56
Refused.....	2	Post college	2

Ciruli Associates, N501, 2008

28. How old are you?

(18-24).....	3%	Summary	
(25-34).....	9	<u>Age</u>	<u>2008</u>
(35-44).....	15	18-34.....	12%
(45-54).....	22	35-54.....	37
(55-64).....	26	55-64.....	26
(65 and over)	21	65 and over	21
Refused.....	4		

Ciruli Associates, N501, 2008

29. What is your current marital status? Are you:

Married to a partner of the opposite sex.....	63%
Single.....	20
Widowed.....	6
Divorced.....	7
Separated	1
In a relationship with a same-sex partner	1
Don't know/refused.....	2

30. Do you or someone else in the household own a gun?

Yes.....	44%
No.....	52

Don't know/refused 4

31. On the issue of abortion, would you say you are more pro-life or more pro-choice?

Pro-life 38%
 Pro-choice 52
 Both/neutral (vol) 4
 Don't know/refused 5

32. Are you or any member of your household an active or retired veteran of any branch of the U.S. armed forces?

Person veteran 12%
 Member of household 13
 No 72
 Don't know/refused 2

33. Are you or any member of your household an active or retired member of a labor union?

Person labor union 10%
 Member of household 7
 No 81
 Don't know/refused 2

34. Thinking about political philosophy, would you say you are: [*Rotated order*]

Very liberal 8%
 Moderately liberal 21
 Middle of the road 25
 Moderately conservative 26
 Very conservative 15
 Other 1
 Don't know/refused 4

Summary
Ideology 2008
 Liberal 29%
 Middle 25
 Conservative 41

Ciruli Associates, N501, 2008

35. How long have you lived in Colorado?

5 years or less 6%
 6 to 10 years 9
 11 to 20 years 18
 More than 20 years 65
 Don't know/refused 2

36. Considering political parties, do you usually identify yourself as a: [*Rotated order*]

Strong Democrat.....	24%		
Not very strong Democrat.....	5		Summary
Independent leaning Democrat.....	11		<u>Party</u> <u>2008</u>
Independent. Not affiliated with either party	16	Democrat.....	40%
Independent leaning Republican	10	Independent (leaners)....	16
Not very strong Republican	8	Republican.....	42
Strong Republican	24		
Other (vol).....	0.2		<i>Ciruli Associates, N501, 2008</i>
Don't know/refused.....	3		

37. Are you from an Hispanic or Spanish-speaking background? MARK BELOW. With which race do you identify yourself? Are you white, black, Asian, Native American or some other ethnic or racial background?

White	86%
Hispanic	6
Black	1
Native American.....	1
Other	2
Don't know/refused.....	4

38. For statistical purposes only, as I read the following income groups, please stop me when the figure includes an approximation of your total income for you and members of your household for last year, 2007, before taxes?

Less than \$20,000.....	6%		
\$20,000 to \$39,999.....	14		Summary
\$40,000 to \$79,999.....	28		<u>Income</u> <u>2008</u>
\$80,000 to \$99,999.....	11	Less than \$40,000	20%
\$100,000 to \$150,000.....	14	\$40,000 to \$100,000 ...	39
More than \$150,000	8	\$100,000 or more	22
Don't know/refused.....	18		<i>Ciruli Associates, N501, 2008</i>

39. Record respondent's sex

Male.....	46%
Female	54

40. Record political party from list

Republican	40%
Democrat	38
Unaffiliated	21
Other	0.4

41. Interview conducted on cell phone or landline (roam) telephone

Cell phone	7%
Landline	92
Don't know/refused.....	1

42. Interview conducted in Spanish

Yes	0.2%
No	100
Other	0.2

3S. In what county is this residence?

Metro Area:	
Adams, Arapahoe, Boulder, Broomfield, Denver, Douglas, Jefferson.....	56%
North Front Range:	
Larimer, Weld	11
South Front Range:	
El Paso, Teller, Pueblo.....	15
Eastern Plains:	3
North/Central:	
Cheyenne, Elbert, Kit Carson, Lincoln, Logan, Morgan, Phillips, Sedgwick, Washington, Yuma	
South:	
Baca, Bent, Crowley, Huerfano, Kiowa, Las Animas, Otero, Prowers	
Western Slope:	14
Northwest/North Central:	
Clear Creek, Eagle, Garfield, Gilpin, Grand, Jackson, Mesa, Moffat, Pitkin, Rio Blanco, Routt, Summit	
Central East/Central West:	
Chaffee, Custer, Delta, Fremont, Gunnison, Hinsdale, Lake, Montrose, Ouray, Park, San Miguel	
South Central:	
Alamosa, Conejos, Costilla, Mineral, Rio Grande, Saguache	

Southwest:
Archuleta, Dolores, Las Plata, Montezuma, San Juan

4S. How often would you say you vote...always, nearly always, part of the time or seldom?

Always..... 67%
Nearly always 30

5S. Thinking about the general election in November of this year for President, U.S. Senate and other offices, please rate your chances of voting in that election on a scale of 1 to 10 where 1 represents definitely will not vote, and 10 represents definitely will vote. Where on this scale of 1 to 10 would you place yourself?

10..... 97%
9..... 3

Are you a first time voter?

Yes 3%
No..... 97

Research Design

- ✓ Telephone survey of 501 adult registered Colorado voters from September 19-23, 2008 was conducted by Ciruli Associates for the Economic Development Council of Colorado (EDCC). Respondents were selected from a random sample of Colorado registered voters who regularly vote in presidential year elections. Voters were then screened to determine likelihood to vote. This is the third-annual survey for the organization on economic development and government topics.
- ✓ The questionnaire was developed with input from the EDCC and a review of the 2006 and 2007 economic development surveys. Question wording was pre-tested and adjusted to enhance clarity, validity and reliability. The order of questions was rotated to reduce question-order bias in question series with the same response categories.
- ✓ Telephone interviews were conducted by a professional, supervised interviewing service. Pre-testing was conducted to enhance clarity and reliability. A multiple callback procedure was employed to increase likelihood of reaching eligible registered voters. Calls were made at different times of day and included weekdays and weekends to increase response. Each interview required an average of 20 minutes to complete. Interviews were conducted in Spanish and on cell phone, when needed.
- ✓ Statistical range of accuracy in 19 out of 20 cases is plus or minus 4.4 percentage points for a sample size of 501, meaning that 95 percent of the time if all voters with telephones in Colorado had been surveyed, the findings would differ from the survey results by no more than plus or minus 4.4 percentage points. Sample tolerances for subgroups are larger. For example, the confidence interval for a subgroup of 300 respondents is ± 5.7 percentage points. Due to rounding, not all totals equal 100 percent. The number of respondents is indicated in questions involving less than the entire sample of 501. Survey results can be affected by other factors, such as question wording and order.
- ✓ Ciruli Associates is a non-partisan research, communication and public policy firm providing consulting for Colorado and national organizations since 1976.

Third-Annual Citizens Poll
 Economic Development Council of Colorado
 September 2008

Colorado Voters

Summary of Ballot Questions

<u>Ballot Questions</u>	<u>Vote For</u>	<u>Vote Against</u>	<u>Don't Know</u>	<u>Never Vote on Amendments</u>
Amendment 47 – Right to work	39%	40%	17%	5%
Amendment 49 – No payroll deduction	44	33	20	5
Amendment 50 – Expanded gaming	55	28	10	4
Amendment 52 – Severance tax for roads	64	12	18	5
Amendment 53 – Criminally responsible	58	18	19	5
Amendment 54 – Limit contributions by government contractors	45	22	28	6
Amendment 55 – Fired for just cause	39	38	18	5
Amendment 56 – Health insurance for 20 or more employees	48	30	17	5
Amendment 57 – Safe workplace for employees	41	37	18	4
Amendment 58 – Increase severance tax	51	25	19	5
Amendment 59 – School fund	45	33	18	5
Referendum L – 21 to serve	27	55	13	4
Referendum O – Increase signatures for constitutional amendments	38	26	30	6

Ciruli Associates, N501, 2008

Question: The following proposals are on the November 2008 election ballot. The description of the proposal is taken from the state election blue book mailed by the state to all voters. Please tell me, as of today, will you definitely vote for the proposal, likely to vote for the proposal, likely to vote against the proposal or definitely vote against the proposal? [Read in ballot order]

Ballot Issues

The following proposals are on the November 2008 election ballot. The description of the proposal is taken from the state election blue book mailed by the state to all voters. Please tell me, as of today, will you definitely vote for the proposal, likely to vote for the proposal, likely to vote against the proposal or definitely vote against the proposal? [*Read in ballot order*]

	Definitely <u>Vote For</u>	Likely <u>Vote For</u>	Likely Vote <u>Against</u>	Definitely <u>Vote Against</u>	Don't <u>Know</u>	Never <u>Vote on</u> <u>Amend.</u>
43. Amendment 47 is a constitutional amendment that prohibits requiring an employee to join or pay dues or fees to a labor union as a condition of employment. On Amendment 47, will you	23%	16%	13%	27%	17%	5%
44. Amendment 49 is a constitutional amendment prohibiting the state or local governments from taking payroll deductions for dues for private organizations and labor unions, except deductions for employee pension plans, saving programs, health care plans, tax withholding and court-ordered liens, and charitable contributions. On Amendment 49, will you.....	20	24	11	22	20	5
45. Amendment 50 is a constitutional amendment to allow residents of Central City, Black Hawk and Cripple Creek to vote to increase their casinos' betting limit, add games and extend hour of operation. Additional gaming revenue would go to Colorado community colleges. On Amendment 50, will you	35	23	10	18	10	4
46. Amendment 52 is a constitutional amendment that will require the state legislature to spend a portion of the state's severance tax collection from gas and oil production on highway projects. On Amendment 52, will you	34	30	6	6	18	5

Ciruli Associates

	<u>Definitely Vote For</u>	<u>Likely Vote For</u>	<u>Likely Vote Against</u>	<u>Definitely Vote Against</u>	<u>Don't Know</u>	<u>Never Vote on Amend.</u>
47. Amendment 53 is a statutory amendment that would hold a business executive criminally responsible for the business' failure to perform a duty required by law if the official knew of the duty and the business failed to perform it. On Amendment 53, will you.....	34%	24%	9%	9%	19%	5%
48. Amendment 54 is a constitutional amendment that prohibits government contractors holding sole-source contracts that do not use competitive bidding process from contributing to a political party or candidate for the contract's duration or two years after and prohibits contributors to ballot issue campaigns from entering into contracts related to the ballot issues. Prohibition includes labor organizations holding collective bargaining agreements with state or local governments. On Amendment 54, will you.....	21	24	9	13	28	6
49. Amendment 55 is a constitutional amendment that prohibits private-sector employers from firing or suspending full-time employees, except for specific reasons; and allows an employee who believes he or she was improperly fired or suspended to sue the employer. On Amendment 55, will you.....	23	16	14	24	18	5
50. Amendment 56 is a constitutional amendment requiring private employers with 20 or more employees to provide health insurance for employees and their dependents or pay for insurance through a new state authority. Limits the amount an employee must pay for coverage and sets minimum standards for health insurance plans. On Amendment 56, will you	24	24	10	20	17	5

Ciruli Associates

	<u>Definitely Vote For</u>	<u>Likely Vote For</u>	<u>Likely Vote Against</u>	<u>Definitely Vote Against</u>	<u>Don't Know</u>	<u>Never Vote on Amend.</u>
51. Amendment 57 is a statutory amendment requiring every private employer in Colorado with ten or more employees to provide a safe and healthy workplace and to allow injured employees to seek damages in court beyond the worker compensation system benefits. On Amendment 57, will you.....	23%	18%	13%	24%	18%	4%
52. Amendment 58 is a statutory amendment to increase the state severance tax paid by gas and oil companies \$321 million dollars annually by eliminating an existing state tax credit for local property taxes paid by gas and oil companies. The increased tax revenue would go to college scholarships for state residents, wildlife habitat, renewable energy projects, and local transportation and water projects. On Amendment 58, will you.....	29	22	6	19	19	5
53. Amendment 59 is a constitutional amendment that eliminates rebates that taxpayers receive when the state collects more money than it is allowed, and spend the money on preschool through 12 th grade public education. It eliminates the required inflationary increase for preschool through 12 th grade education spending, and sets aside money in a new savings account for preschool through 12 th grade education. On Amendment 59, will you	26	19	11	22	18	5

Ciruli Associates

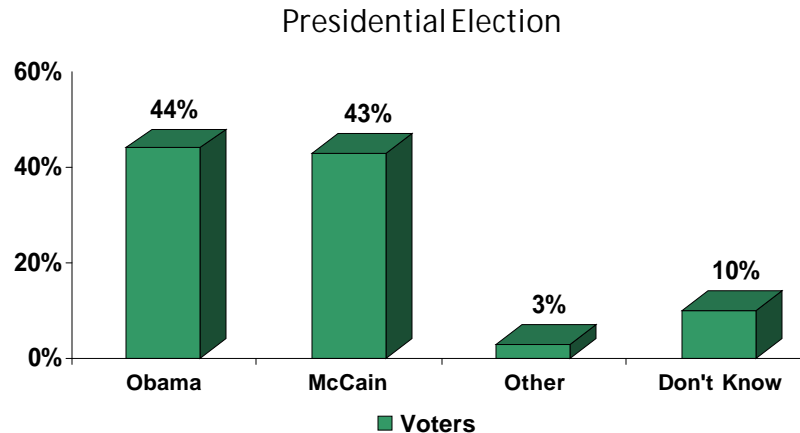
	<u>Definitely Vote For</u>	<u>Likely Vote For</u>	<u>Likely Vote Against</u>	<u>Definitely Vote Against</u>	<u>Don't Know</u>	<u>Never Vote on Amend.</u>
54. Referendum L is a constitutional amendment reducing the age to be a member of the Colorado State Legislature from 25 years old to 21 years old. On Referendum L, will you.....	11	16	17	38	13	4
55. Referendum O is a constitutional amendment that decreases the number of signatures required to place a statutory initiative on the ballot, and increases the number of signatures required to place a constitutional initiative on the ballot. It requires that eight percent of signatures for constitutional initiatives be gathered from each congressional district and that drafts of proposed constitutional initiatives be submitted for review earlier in the year. It extends the time period for collecting signatures for statutory initiatives, increases the number of votes required for the legislature to change a statutory initiative for five years after the statute takes effect, and allows the public and state legislators to comment on initiatives at a public meeting. On Referendum O, will you	16%	22%	13%	13%	30%	6%

Research Design

- ✓ Telephone survey of 501 adult registered Colorado voters from September 19-23, 2008 was conducted by Ciruli Associates for the Economic Development Council of Colorado (EDCC). Respondents were selected from a random sample of Colorado registered voters who regularly vote in presidential year elections. Voters were then screened to determine likelihood to vote. This is the third-annual survey for the organization on economic development and government topics.
- ✓ The questionnaire was developed with input from the EDCC and a review of the 2006 and 2007 economic development surveys. Question wording was pre-tested and adjusted to enhance clarity, validity and reliability. The order of questions was rotated to reduce question-order bias in question series with the same response categories.
- ✓ Telephone interviews were conducted by a professional, supervised interviewing service. Pre-testing was conducted to enhance clarity and reliability. A multiple callback procedure was employed to increase likelihood of reaching eligible registered voters. Calls were made at different times of day and included weekdays and weekends to increase response. Each interview required an average of 20 minutes to complete. Interviews were conducted in Spanish and on cell phone, when needed.
- ✓ Statistical range of accuracy in 19 out of 20 cases is plus or minus 4.4 percentage points for a sample size of 501, meaning that 95 percent of the time if all voters with telephones in Colorado had been surveyed, the findings would differ from the survey results by no more than plus or minus 4.4 percentage points. Sample tolerances for subgroups are larger. For example, the confidence interval for a subgroup of 300 respondents is ± 5.7 percentage points. Due to rounding, not all totals equal 100 percent. The number of respondents is indicated in questions involving less than the entire sample of 501. Survey results can be affected by other factors, such as question wording and order.
- ✓ Ciruli Associates is a non-partisan research, communication and public policy firm providing consulting for Colorado and national organizations since 1976.

Presidential Race Deadlocked in Colorado Prior to Debate; Udall has 7-Point Lead in U.S. Senate Race

In the latest Ciruli Associates statewide voter poll, conducted just prior to the September 26 presidential debate, the race in Colorado was deadlocked at 44 percent for Senator Barack Obama and 43 percent for Senator John McCain.



Ciruli Associates, N501, 2008

Question: First, let me ask you about the presidential election. If you had to vote today, would you vote for John McCain and Sarah Palin, the Republicans; Barack Obama and Joe Biden, the Democrats; or some other candidate? [Reverse order of names]

A 2-point McCain lead in Colorado after the Republican National Convention has dissipated, and now Obama is up in Colorado polls. In recent Colorado polls, Obama is leading by 1 to 4 percentage points.

Colorado Presidential Poll Results

<u>Poll</u>	<u>Date</u>	<u>Sample</u>	<u>Obama (D)</u>	<u>McCain (R)</u>	<u>Spread</u>
RCP Average	9/14-9/28	--	50.0	45.0	Obama +5.0
Fox News/Rasmussen	9/28-9/28	500 LV	49	48	Obama +1
CNN Time	9/21-9/23	794 LV	51	47	Obama +4
Rasmussen	9/23-9/23	700 LV	50	47	Obama +3
Quinnipiac/WSJ/WP	9/14-9/21	1418 LV	49	45	Obama +4

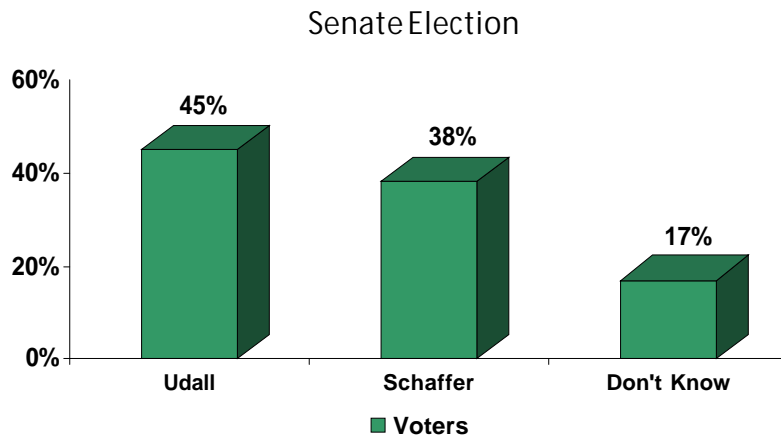
RealClearPolitics.com

The Third-Annual Citizens Poll (Sept. 19-23, 2008) was sponsored by the Economic Development Council of Colorado (EDCC), a statewide consortium of local and regional economic development professionals. The statewide survey was conducted with 501 Colorado voters, and has a statistical

range of error of ± 4.4 percentage points.

Senate Election

Mark Udall has a seven-point lead in the U.S. Senate race over Bob Schaffer, 45 percent to 38 percent.



Ciruli Associates, N501, 2008

Question: Let me ask you about the U.S. Senate race here in Colorado. If you had to vote today for U.S. Senator, would you vote for Mark Udall, the Democrat, or Bob Schaffer, the Republican? [Reverse order of names]

Recent polls have shown a Udall lead of 2 to 8 percent.

Colorado U.S. Senate Polling Results

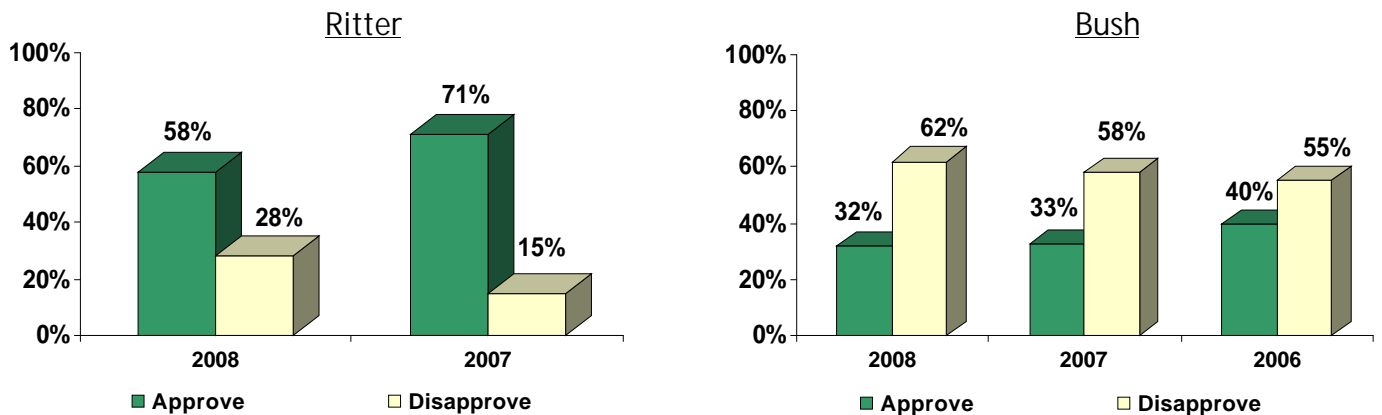
Poll	Date	Sample	Udall (D)	Schaffer (R)	Spread
RCP Average	9/14-9/23	--	47.3	41.3	Udall +6
Rasmussen	9/23-9/23	700 LV	46	44	Udall +2
PPP (D)	9/20-9/21	1084 LV	48	40	Udall +8
Quinnipiac/WSJ/WP	9/14-9/21	1418 LV	48	40	Udall +8

RealClearPolitics.com

Approval Ratings: Ritter and Bush

Although Governor Bill Ritter’s approval has dropped since it was first tested in 2007, it is still in the high fifties (58%), and near Governor Bill Owens’ approval rating of 60 percent in September 2006 at the end of his term. President George W. Bush’s approval continues to decline.

Approval Rating



Ciruli Associates, N501, 2008
 Ciruli Associates, N504, 2007
 Ciruli Associates, N500, 2006

Question: Thinking about Colorado Governor Ritter’s job performance, do you approve or disapprove of the way Bill Ritter is handling his job as governor?

Question: Next, let me ask about the president’s job performance. Do you approve or disapprove of the way George W. Bush is doing his job as president?

Research Design

The 501 respondents of the telephone survey were selected from a random sample of Colorado registered voters who regularly vote in presidential-year elections. Voters were then screened to determine their likelihood to vote. This is the third-annual survey for the EDCC on economic development and government issues. Statistical range of accuracy in 19 out of 20 cases is plus or minus 4.4 percentage points for a sample size of 501 – meaning that 95 percent of the time if all voters with telephones in Colorado had been surveyed, the findings would differ from the survey results by no more than plus or minus 4.4 percentage points. Survey results can be affected by other factors, such as question wording and order.

Presidential Demographic and Political Variables

	Total in Sample	McCain/ Palin	Obama/ Biden	Difference McCain - Obama
Total		43%	44%	
<u>Region</u>				
Metro	56%	41%	50%	-9
North Front Range	11	49	35	+14
South Front Range	15	52	32	+20
Eastern Plains	3	47	20	+27
Western Slope	14	39	49	-10
<u>Gun owner</u>				
Yes	44%	57%	34%	+23
No	52	32	53	-21
<u>Abortion</u>				
Pro life	38%	77%	15%	+62
Pro choice	52	20	65	-45
<u>Veteran</u>				
Yes	25%	47%	34%	+13
No	72	42	47	-5
<u>Labor union</u>				
Yes	17%	39%	46%	-7
No	81	45	44	+1
<u>Party</u>				
Republican	40%	81%	10%	+71
Unaffiliated	21	33	42	-9
Democrat	28	10	82	-72
<u>Gender</u>				
Male	46%	43%	45%	-2
Female	54	44	44	0
White male	39	45	42	+3
White female	47	48	40	+8
<u>Education</u>				
High school or less	20%	46%	36%	+10
Post grad	24	39	53	-14

Ciruli Associates, N501, 2008

U.S. Senate Demographic and Political Variables

	Total in Sample	Udall	Schaffer	Difference Udall - Schaffer
Total		45%	38%	
<u>Region</u>				
Metro	56%	49%	36%	+13
North Front Range	11	39	49	-10
South Front Range	15	31	41	-10
Eastern Plains	3	27	47	-20
Western Slope	14	51	30	+21
<u>Gun owner</u>				
Yes	44%	34%	49%	-15
No	52	53	30	+23
<u>Abortion</u>				
Pro life	38%	18%	63%	-45
Pro choice	52	64	21	+43
<u>Veteran</u>				
Yes	25%	33%	46%	-13
No	72	48	36	+12
<u>Labor union</u>				
Yes	17%	48%	34%	+14
No	81	44	40	+4
<u>Gender</u>				
Male	46%	45%	42%	+3
Female	54	45	34	+11
<u>Party</u>				
Republican	40%	13%	73%	-60
Unaffiliated	21	46	28	+18
Democrat	38	78	6	+72

Ciruli Associates, N501, 2008

For more analysis of Colorado politics, log onto www.ciruli.com.

Ciruli Associates is an independent, non-partisan research firm providing polling, election analysis and political commentary to Colorado and national media organizations since 1976.